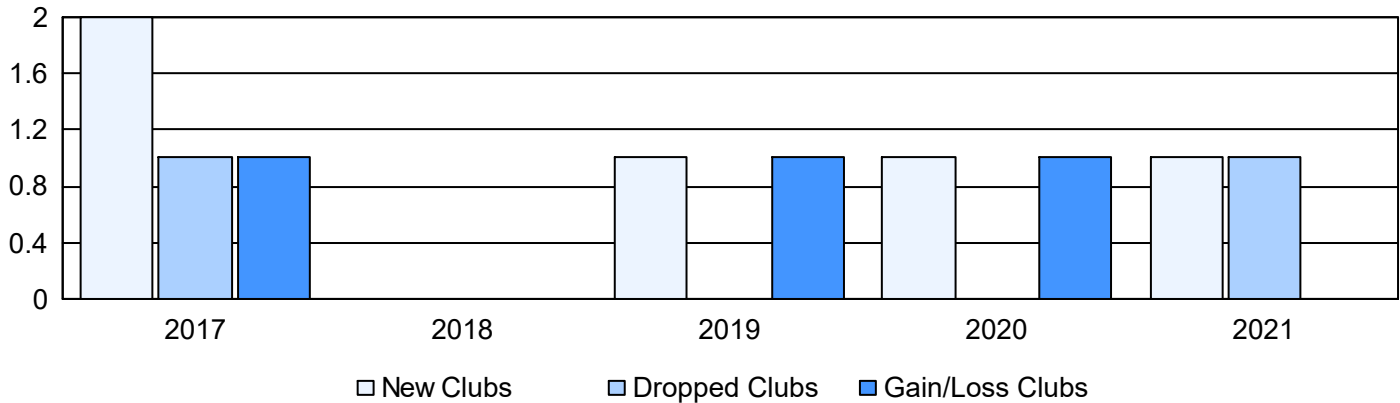
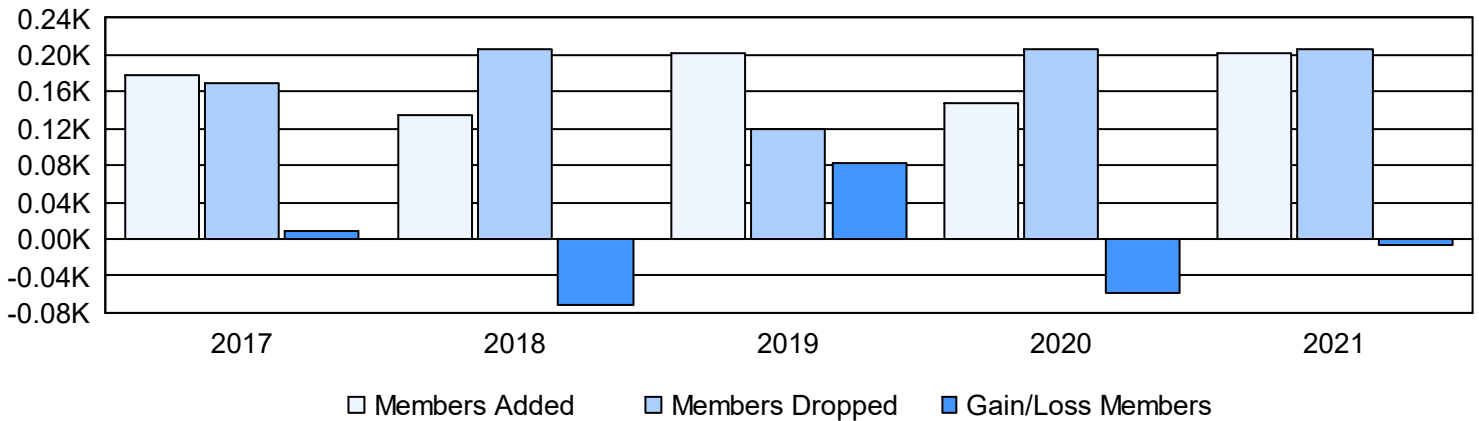


Year	New Clubs	Dropped Clubs	Gain/Loss Clubs	New Members	Charter Members	Reinstate Members	Transfer Members	Total Member Added	Total Members Dropped	Gain/Loss Members
2016-2017	2	1	1	112	53	3	11	179	170	9
2017-2018	0	0	0	116	4	8	7	135	207	-72
2018-2019	1	0	1	174	22	4	1	201	119	82
2019-2020	1	0	1	109	24	6	8	147	206	-59
2020-2021	1	1	0	102	72	25	2	201	207	-6
Average	1	0	1	123	35	9	6	173	182	-9

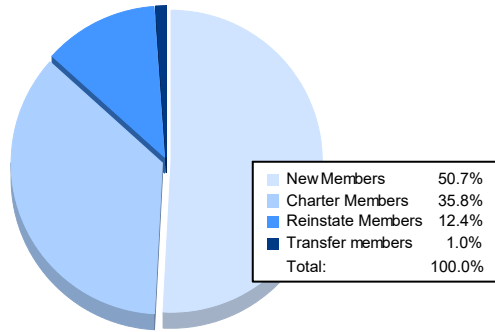
Clubs



Members



Membership Composition June 2021 Cumulative



Gender Composition June 2021 Cumulative

